Zed-King

GROUP OF INSTITUTIONS

ISO 9001 : 2015 Certified

M2-R5.1

CHAPTER-7

Photo Editor

WEB DESIGNING & PUBLISHING

" Color • Tone • Perfection "

Topics Covered

- Tools
- **Selection Tools**
- Paint Tools
- Lasso Tools
- Layers
- **Advantages**
- Photo Editing



Web Designing Instructor

Ms. Doli

Presented By

Zed-King Group of Institutions, Kaithal

"Every tool shapes the picture, but creativity transforms it into art."

ZED-KING INSTITUTE

INDEX

Section	Topic	Page No.
7.1	Features of Photo Editing	-
7.2	Tools	-
7.2.1	Selection Tools	-
7.2.2	Paint Tools	-
7.2.3	Transform Tools	-
7.2.4	Text Tool	-
7.3	Layers	-
7.3.1	Advantages of Layers	-
7.3.2	Creating a Layer	-
7.3.3	Dragging and Pasting Selections on to Layers	-
7.3.4	Dragging Layers Between Files	-
7.3.5	Viewing and Hiding Layers	-
7.4	Brightness / Contrast	-
7.5	Improve Colors and Tone	-
7.6	Filters	-

ZED-KING INSTITUTE

Chapter-7: Photo Editing

7.1 Features of Photo Editing

1. Photoshop

- **Inventors** → **Thomas Knoll** and **John Knoll** (brothers)
- **Year** → 1987 (first version created), officially released in **1990**.
- **Company** → Adobe Systems (now Adobe Inc.)
- **Use** → World's most popular photo editor for professional editing.

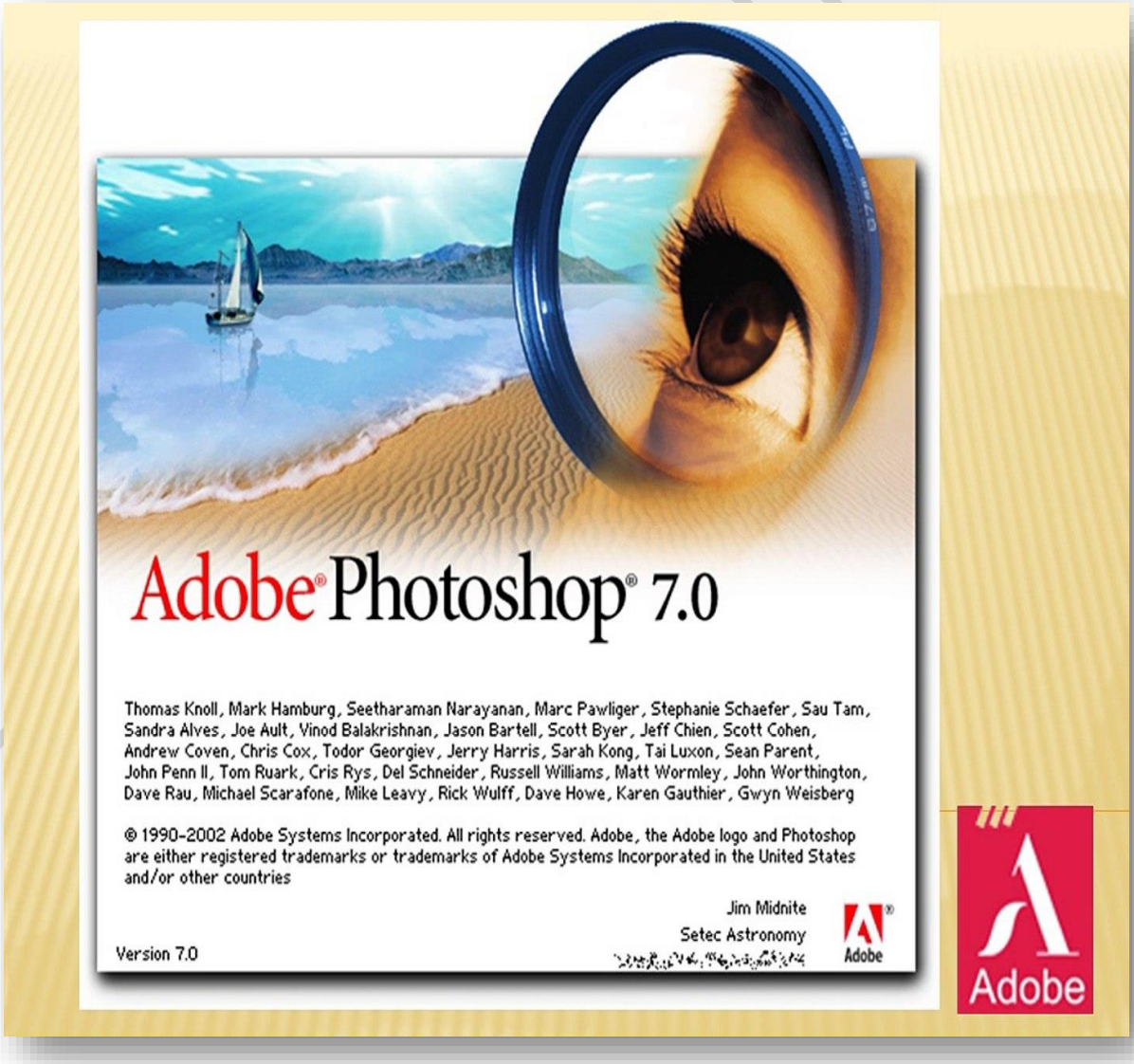

2. Corel DRAW (with Corel PHOTO-PAINT)

- **Inventor** → **Michel Bouillon** and **Pat Beirne** (engineers at Corel, Canada)
- **Year** → 1989
- **Company** → Corel Corporation
- **Use** → Vector graphics + photo editing. Popular in designing & DTP.



3. GIMP (GNU Image Manipulation Program)

- **Inventors** → **Spencer Kimball** and **Peter Mattis** (students at University of California, Berkeley)
- **Year** → 1996
- **Company** → Free & Open-source (GNU Project)
- **Use** → Free alternative to Photoshop.



ZED KING

4. MS Paint (Microsoft Paint)

- **Inventor** → Developed by **Dan McCabe** (with Microsoft team)
- **Year** → 1985 (launched with Windows 1.0)
- **Company** → Microsoft
- **Use** → Simple photo editing, drawing & painting.



5. Picasa

- **Inventor** → Developed by **Lifescape Company**
- **Year** → 2002 (later bought by Google in 2004)
- **Company** → Google (until 2016, then discontinued)
- **Use** → Easy photo organizing and editing.



ZED-KING INSTITUTE

6. Canva (modern online photo editor)

- **Inventors → Melanie Perkins, Cliff Obrecht, Cameron Adams**
- **Year** → 2012
- **Company** → Canva, Australia
- **Use** → Online editing & designing (photos, posters, social media posts).

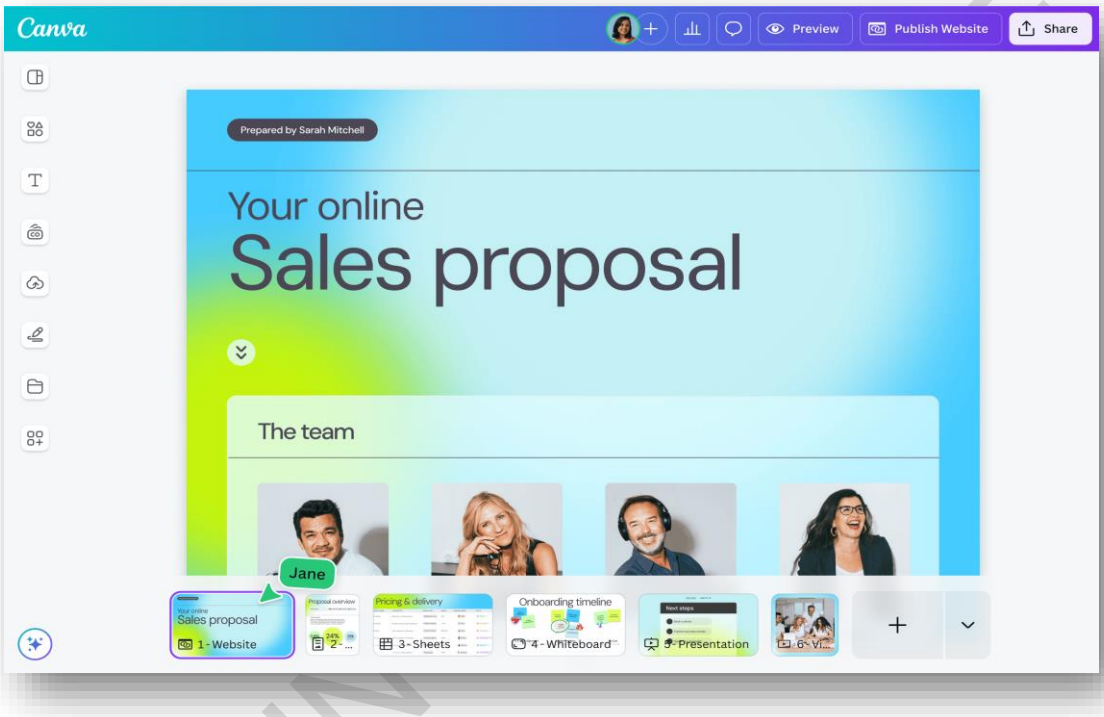

Summary (Easy to Remember for Exams)

- **Photoshop** → Thomas & John Knoll (1987/1990)
- **Corel DRAW** → Michel Bouillon & Pat Beirne (1989)
- **GIMP** → Spencer Kimball & Peter Mattis (1996)
- **MS Paint** → Dan McCabe (1985)
- **Picasa** → Lifescape (2002, Google later)
- **Canva** → Perkins, Obrecht, Adams (2012)

ZED-KIN

7.2 Tools


Ps
Marquee Tool
Move Tool
Lasso Tool
Magic Wand Tool
Crop Tool
Slice Tool
Spot Healing Brush
Brush Tool
Clone Stamp Tool
History Brush Tool
Eraser Tool
Paint Bucket Tool
Blur Tool
Dodge Tool
Pen Tool
Type Tool
Path Selection Tool
Rectangle Tool
Notes Tool
Eyedropper Tool
Hand Tool
Zoom Tool
Foreground Color
Background Color
Edit in Quick Mask Mode
Change Screen Mode

- **Selection Tools**

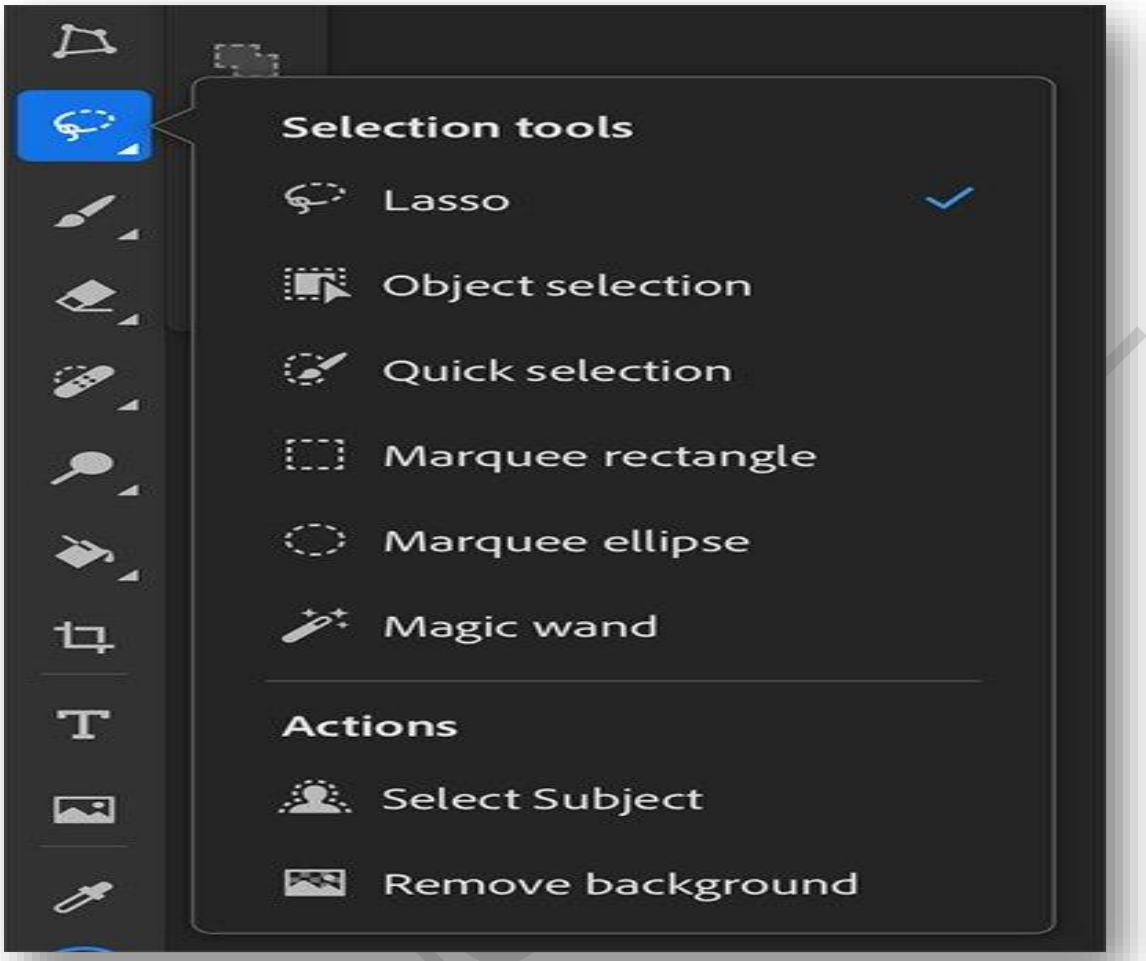

- **Paint Tools**



- **Transform Tools**



- **Text Tools**

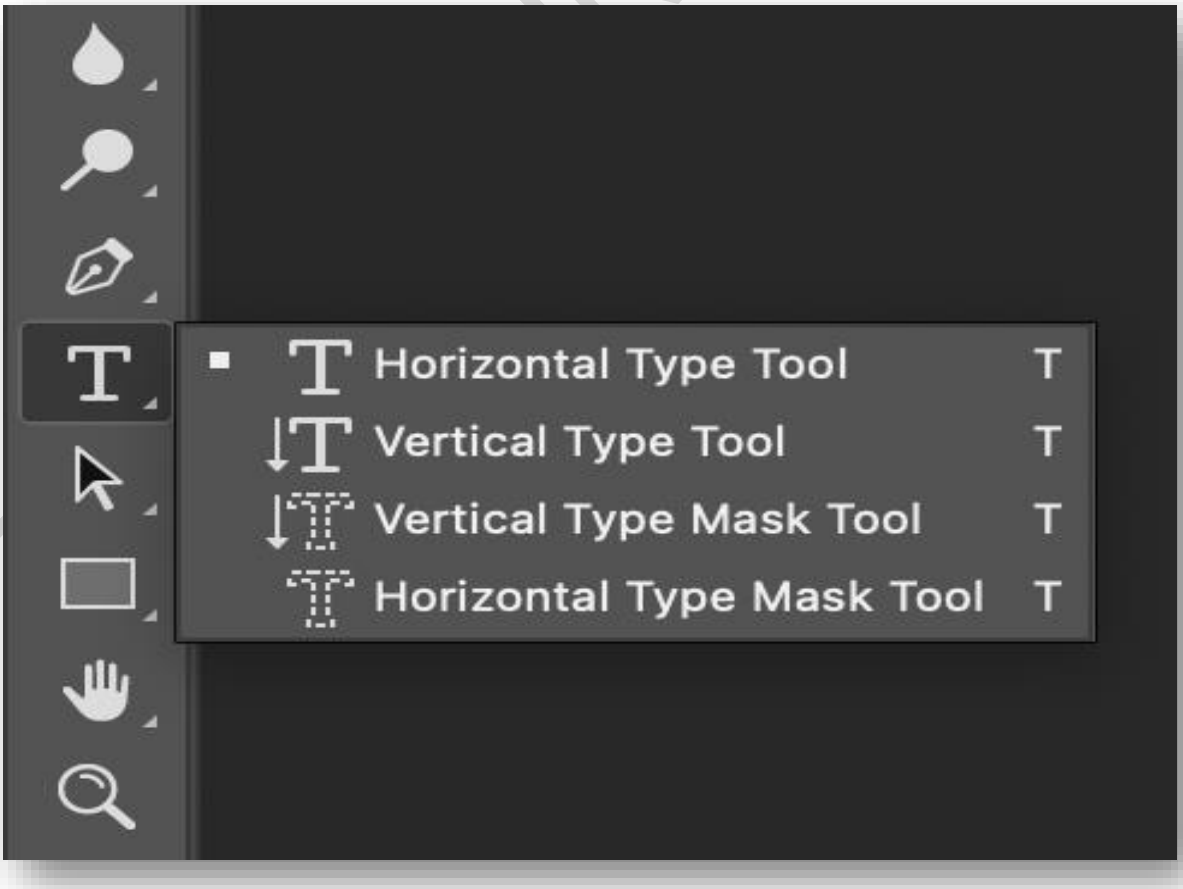

7.2.1 Selection Tools

- Help to select a part of the image for editing.

Types:

❖ **Rectangular Marquee Tool** → Used to select rectangular or square areas in an image.

❖ **Elliptical Marquee Tool** → Used to select circular or oval (ellipse) areas.

❖ **Single Row Marquee Tool** → Selects a **1-pixel horizontal row** across the image.

❖ **Single Column Marquee Tool** → Selects a **1-pixel vertical column** across the image.

❖ **Lasso Tool** → Allows **free-hand selection** by drawing a shape around the object.

❖ **Polygonal Lasso Tool** → Selects objects using **straight-line points and clicks**.

❖ **Magnetic Lasso Tool** → Automatically sticks to the **edges of an object** while selecting.

❖ **Quick Selection Tool** → Selects area by **brushing over it**, expanding to similar pixels.

❖ **Magic Wand Tool** → Selects **same color areas** with a single click.

7.2.2 Paint Tools

- Used for drawing and coloring.
- **Brush Tool** → freehand painting.
- **Pencil Tool** → sharp line drawing.
- **Paint Bucket** → fill area with solid color.
- **Gradient Tool** → fill with color shades.

ZED-KING INSTITUTE



7.2.3 Transform Tools

- Used to change the resize, shape, or angle of an object.
- **Scale** → increase/decrease size.
- **Rotate** → turn the image.
- **Flip** → mirror image.
- **Skew/Distort** → stretch in different directions.

7.2.4 Text Tool

- Used to write text on an image.
- Text or Type Tool:-
- There are four types of tools
- Horizontal Type Tool
- Vertical Type Tool
- Horizontal Type Mask Tool
- Vertical Type Mask Tool
- You can choose **font, size, color, style**.
- Text is added on a **separate layer**.

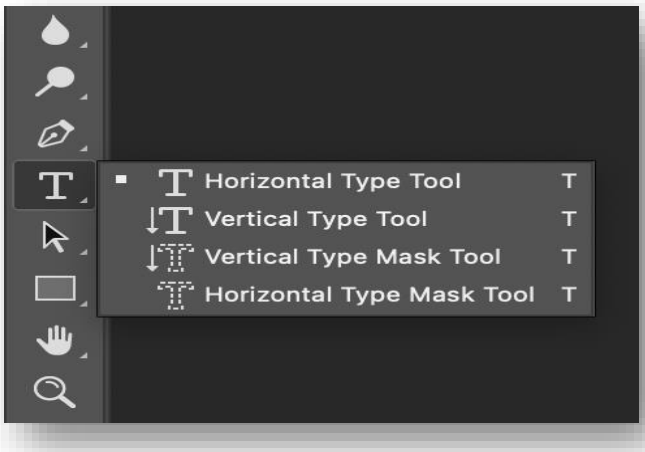

ZED-KING INSTITUTE

7.3 Layers

- **Adding Layers** → Creating a new layer to work on separately from the rest of the image.
- **Copying Layers** → Making a copy of an existing layer to reuse its content.
- **Deleting Layers** → Removing a layer from the project when it is no longer needed.
- **Dragging Layers** → Moving a layer to a different position within the layer stack.
- **Duplicating Layers** → Creating an exact duplicate of a layer including all its contents.
- **Merging Layers** → Combining two or more layers into a single layer.



7.3.1 Advantages of Layers

- Work on different parts of image separately.
- Easy to edit without affecting the original.
- Can **hide/show layers** when needed.
- Layers can be arranged up or down.

7.3.2 Creating a Layer

- **Layers Panel → Click *New Layer*.**
- **Shortcut: Ctrl + Shift + N.**

7.3.3 Dragging and Pasting Selections onto Layers

- Select part of an image → Copy → Paste into a new layer.
- Keeps the selected part separate.

7.3.4 Dragging Layers Between Files

- A layer can be moved from one file to another.
- Useful to combine different images.

7.3.5 Viewing and Hiding Layers

- Click on the **eye icon** in Layers Panel.
- Helps to compare before and after editing.

7.4 Brightness/Contrast

- **Brightness** → Photo को ज़्यादा light या dark बनाने के लिए इस्तेमाल किया जाता है।
- **Contrast** → Photo में light और dark हिस्सों के बीच अंतर बढ़ाने या कम करने के लिए।
- **Levels** → Image के dark, medium और bright areas को balance करने के लिए।
- **Curves** → Brightness और contrast को advanced तरीके से control करने के लिए।
- **Exposure** → Photo की कुल रोशनी (light) बढ़ाने या घटाने के लिए।
- **Vibrance** → Dull colors को natural तरीके से bright करने के लिए।
- **Saturation Slider** → Photo में सभी रंगों की intensity बढ़ाने या घटाने के लिए।
- **Slider** → किसी भी setting को left–right move करके adjust करने का control।
- **Hue/Saturation** → Photo के color को बदलने और strong/weak करने के लिए।
- **Color Balance** → Red, Green और Blue की मात्रा adjust करके photo का color tone ठीक करने के लिए।

ZED-KING INSTITUTE

7.5 Improve Colors and Tone

- Adjustments available: **Hue/Saturation, Levels, Color Balance**.
- Used to make photos look natural or more colorful.

7.6 Filters

- Ready-made effects to change look of an image.
- **Types:**
  - **Blur** (Gaussian blur, motion blur).
  - **Sharpen** (increase clarity).
  - **Artistic** (oil paint, sketch, mosaic).

Timeline (Quick Revision)

- **1960s–70s: NASA & Bell Labs** – digital image editing.
- **1987: Thomas Knoll created "Display".**
- **1988**: **Photoshop developed (Thomas & John Knoll).**
- **1989: Adobe purchased Photoshop.**
- **1990: Photoshop 1.0 launched (Macintosh).**
- **1991: Photoshop 2.0 → Text Tool.**
- **1992: Photoshop 2.5 → First Filters.**
- **1994: Photoshop 3.0 → Layers introduced.**
- **1998 onwards: Curves, blending modes, advanced tools.**
- **2000s–Now**: **Mobile apps & AI-based editing.**

ZED-KING INSTITUTE

Important Abbreviations & Image File Extensions

Abbreviation / Extension	Full Form / Meaning
JPEG / JPG	Joint Photographic Experts Group
PNG	Portable Network Graphics
GIF	Graphics Interchange Format
TIFF	Tagged Image File Format
BMP	Bitmap
PSD	Photoshop Document
RAW	Raw Image Format
SVG	Scalable Vector Graphics
WEBP	Web Picture Format
HEIF	High Efficiency Image Format
ICO	Icon File Format
EPS	Encapsulated PostScript
PDF	Portable Document Format
HDR	High Dynamic Range Image
DNG	Digital Negative (RAW Format)
CR2	Canon RAW Image Format
NEF	Nikon Electronic Format (RAW)
ORF	Olympus RAW Format
ARW	Sony RAW Format
CMYK	Cyan, Magenta, Yellow, Black
DPI	Dots Per Inch
PPI	Pixels Per Inch
EXIF	Exchangeable Image File Format
IPTC	International Press Telecommunications Council

ZED-KING INSTITUTE

