Ch-4 Building IOT Application's

One Word Question's

1) The founder of Arduino project is **Massimo Banzi**

2) Arduino was introduced in **2005.**

3) Arduino provides only **digital** input port.

4) Arduino UNO is the **Hardware device**.

5) **Conditional** statement can be used in Arduino programming.

6) Code once written can be uploaded to **Arduino board**.

7) Embedded C language support **function.**

8) **Float** is valid data type of embedded C Language.

9) **6** PWM pins in Arduino UNO.

10) **PWM signals** are used by actuators to have analog input in IDT development boards.

11) **Serial.println** command is used to display the characters in the serial monitor.

12) AnalogReference() function is used **to change the analog signal reference value.**

13) A single line comment begins with **// (two adjacent slashes).**

14) The RS pin is **Input** for an LCD.

15) **breadboard** device allows you to prototype your Arduino project without having to permanently solder the circuit together.

16) **avrdude** software is used to upload the Arduino Sketches to the board.

17) An Embedded system is a combination of **Hardware and Software.**

18) **10 bit** is the size of ADC and DAC.

19) **BWAIT** pin can be used to extend memory access in whole cycle increments.

20) DHT sensor should be connected with the **digital pin.**

21) **DRAM** memory storage is widely used in PCs and Embedded Systems.

22) **Leonardo** board is first to use microcontroller within build USB

23) **Proteus, Lab view and MATLAB** are the software environment used for an embedded system.

24) **IOT** is uniquely identifies embedded computing devices.

25) **Computer processor, Device peripherals, Computer memory** all are hardware components of an embedded system.

26) **Red board** model of Arduino is more

Zed-King

stable than any other.

27) Approved voltage for Arduino types are **6 and 12** volts.

28) If the voltage is greater than **20 volts** then the Arduino will destroy.

29) Each microcontroller of the Arduino is pre-programmed by the **Bootloader.**

30) Full form of GPIO is **General purpose input/Output.**

31) PWM stands for **Pulse Width Modulation**

32) Full form of IDE in Arduino software **Integrated Development Environment**

33) Lilypad Arduino module runs at **8 Mhz.** Analog Write method is used for **PWM** pins in Arduino.

34) Variable Voltage Sensor is an instance of **Analog Sensor.**

35) **Microprocessor** has only processing capability, no serial interface or interrupts are available.

36) Each microcontroller of the Arduino is pre-programmed by the **Bootloader.**

37) Arduino Leonardo is much **cheaper** than other Arduino boards Arduino.

38) Arduino shields include **Wireless shields** to increase the compatibility of Arduino boards.

39) The Arduino UNO has only **32K bytes** of Flash memory and 2K bytes of SRAM.

1. 40) ICSP stands for **In-circuit serial programming header.**
2. 41) Arduino Bluetooth has **16** digital pins.
3. 42) EDBG Stands for **Embedded debugger.**
4. 43) Arduino Zero is a very useful board that connects **Smart IOT** devices.
5. 44) Arduino zero has **14** digital 1/0 pins.
6. 45) RAM size in a fast Arduino board is **1MB**
7. 46) ADC (Analog to Digital converter) on Arduino board is used to convert **Analog** signal into digital signal.
8.
9. 47) All code in an Arduino sketch is processed from **Top to bottom.**
10. 48) Arduino has both software and **Programmable circuit** board.
11. 49) Arduino is an open-source technology which is used to assemble **Electronic blueprints.**
12. 50) Analog Write method in Arduino UNO accepts value range **0-255.**
13. 51) **Init** method saves the received arguments in three attributes.
14. 52) **2 pins** are present in LDR sensor.
15. 53) **14 digital pins** are there on the UNO board.
16. 54) The Arduino board is also called a **Microcontroller**
17. 55) **%** symbol is used in Arduino to calculate Module.
18. 56) **13 pins** are known as digital pins in Arduino.

Zed-King

57) **Shields** are pre- built circuit boards that fit on top of board and provide additional capabilities like controlling motors, connecting to internet, providing cellular etc.

58) Standard port number for secure MQTT is **8883**

59) Arduino **Uno** with an integrated WiFi module.

60) Advantage(s) of Arduino are:

- Easy to learn
- Huge community
- many third-party libraries

61) **PWM** is a technique for getting analog results with digital means.

62) In serial Communication **the data bits are send serially from one device to another device.**

63) The use for two serial pins on the Arduino Diecimila is **to send and receive Serial TTL signals**

64) The Arduino IDE is built on **JAVA language**

65) **break** is used to terminate an infinite loop in embedded C.

66) The speed of DC motor is controlled by Arduino using **PWM**

67) **PIC ARM** and **8051** are the microcontroller in Embedded Ecosystem but 8086 is not a microcontroller in Embedded Ecosystem.

68) An array index, xyz [] starts with **0**.

69) Single 10-bit DAC provides variable **Analog output.**

70) **Analog ports** are used for continuous input/output like Temperature or speed.

71) Some of the compile errors are:

- Missing semicolons or parentheses
- Missing variable initialization
- Misspellings & wrong capitalizations

72) Arduino is a **Open-source electronics platform**

73) Digital pins of Arduino can have only **High and Low** values.

74) **16 analog pins** are used in Arduino Mega board.

75) Analog pins **Read** the signals from an analog sensor

76) Analog read method in Arduino UNO returns value **0-1023 range.**

77) Arduino board has a **Microcontroller** to control other devices.

78) **One times** setup() function runs in Arduino IDE.

79) **Arduine Esplora** Arduino Board contains an onboard joystick.

80) To ground the circuit **GND** pin is used in Arduino.

81) AnalogRead() function have **1 arguments.**

82) We have **8** types of Arduino.

83) The SPI pins are pins **10(SS), 11(MOSD, 12(MISO), 13(SCK).**

84) **Linker, Loader** and **Compiler** are the software components of an

Zed-King

embedded system.

85) **AnalogRead(pin), AnalogWrite(pin, value),** and **serial.begin(baud rate)** are the basic Arduino functions.

86) **Parsing** and **code optimizing** are the functions of compiler.

87) **Simulator** and **Emulator** are debugging tools.

88) **C compiling** option is used to compile programs to form part of a library.

89) **Serial println** command is used to display the characters in the serial monitor.

90) **Digital mode** should we put the Arduino pin to, in order for object detection to work with the Ultrasonic Sensor.

91) **Comments** starts with a /* and continues until a */

92) Arduino Uno have **6 PWM** pins.

93) Arduino can be programmed using **Python and c++** languages.

94) Sketches in Arduino are saved with the extension **.ino**

95) **Arduino** is IOT integrated development environment (IDE) and tools.

96) The format specifier for printf() and wprintf () of long integer in C is denoted as **%id.**

97) In embedded C. Literals means **a string constant.**

98) **&,|** and **<<** are the bitwise operator but * is not the bitwise operator.

99) **Python** language is preferred for IOT analytics.

19. 100) LCD displays the text form of data when EN line shows **1 to 0 transitions** and RS line **High.**

20.

21. 101) The function pgm_read word ((&(var_data[x][y]))) reads **Integers** from flash memory:

22.

23. 102) Arduino UNO salient feature are:

- PWM (Pulse Width Modulation) outputs
- Input pins(Analog)
- DC Current(Max)

24. 103) Steps for program an Arduino:

- Declaration of Variables
- Initialization
- Control code.

25. 104) The components of microcontroller starter type kit are:

- Evaluation hardware board
- Software tools like linker
- In system type programmer

26. 105) The term **break** derives from **Current loop** signaling.

27. 106) The analog signal is **Continuous in Time.**

28. 107) **BTRAN** signal is used for pipelining on bus cycle in ARM7 IOT.

108) Almost all statement written in arduino language must end with a **Semicolon(;)**

109) **Static** type of variables are retained for use throughout the program in RAM and not reallocated during program

Zed-King

execution.

110) During embedded design, **Software/ hardware design** considers both hardware and software.

111) A set of homogenous data stored in consecutive memory locations is called **Array**.

112) Embedded C is **An extension of traditional C.**

113) **Give compiler instructions to compile the program** are the functions of pre-processor directive in Embedded C programming.

114) Arduino Codes are referred to **Sketches.**

115) **Hardware independent** is the property of embedded C language.

116) **DRAM** memory storage is widely used in Embedded Systems.

117) In the Functions we can pass information as **Value and Reference.**

118) You can throw an error with pre-processor directives to Arduino Compiler using **#error** forcing to stop compilation.

119) Send a byte with value 20 through the Serial pins **is the outcome of the following Arduino code?**

```
void setup()
{
Serial.begin(9600);
}
void setup()
{
Serial.Write(20); }
```

120) **1+1+clear+clear will be the output of the following code if the object is moving away from the sensor:**

```
int op = 7;
int isBarrier =HIGH;
void setup() {
pinMode(op,INPUT);
Serial.begin(9600);
void loop(){
isBarrier =digitalRead(op);
if (isBarrier ==LOW) {
 Serial.print("1+ ");
}
else {
Serial.print("clear+") ;
}
delay(200);
}
```

121) **clear-clear+1+1 will be the output of the following code if the object is moving towards the sensor:**

```
int op =6;
int isBarrier = HIGH; v
void setup() {
pinMode(op. INPUT);
Serial.begin(9600);}
void loop( ){
isBarrier =digitalRead(op);
if (isBarrier == LOW) {
Serial.println("1+"); }
else { Serial.print("clear+");
delay(200);
}
```

122) **Fill EEPROM with I's is the objective of the code given below if it**

Zed-King

is executed on the Arduino Uno.

```
#include<EEPROM.H>
int pin=13;
void setup(){
pinMode(pin,OUTPUT);
Serial.begin(9600);
void loop() {
for(int i=0;i<EEPROM.length();i++)
{ EEPROM.write(i,1) ;
}
digitalWrite(pin ,HIGH);
exit(0);
}
```

123) **To automate functions** are the use of the Interrupt Service Routine in an Arduino.

124) **/**/** is used to denote multiline comments in Embedded C.

125) **4 Microseconds** is the resolution of the micros() function on the Arduino Nano.

126) **Sbit,bit** and **unsigned int** are the data type.

127) The effect of performing AND operation of R with OxFE is **'complement selected bit of R'.**

128) **Editor Preprocessor>Compiler** is the correct execution process of an Arduino code.

129) **1** times setup() function run on every startup of the Arduino System.

130) **pre-emptive** method is better for task swapping in the embedded systems.

131) **//**is used to denote the comments in embedded C.

132) **Fleming's Left-hand Rule** is used to decide the direction of rotation of DC motor.

133) **8 will be the output of the following Arduino code:**

```
void main() {
int a = 0;
double d=10.21;
printf("%lu", sizeof(a + d));
}
void loop(){}
```

134) **Pulse Width Modulated** type of signal does the analogWrite() function output.

135) **While, if....else** and **case** are the control structure while **#define** is not.

136) **avrdude** is used to upload the Arduino sketches to the board.

137) **Embedded System** is a combination of Hardware and Software to perform a specific task.

138) The Atmega 168 is an **8 bit** chip.

139) The advantages of using functions are:

- Partition larger task into smaller task
- Code reusability
- Manage complexity



Zed-King

MCQ Questions

1. What is the output of the following program ?

```
for( ; ; )
{
Statements
}
```

Ans. a) Error
b) Statements will run forever
c) This an infinite loop
d) Both (b) and (c)

2. What will be the output of the following code ?

```
#include <stdio.h>
void solve() {
int b = 4;
int res = b++ + ++b + ++b;
  printf("%d", res);
}
int main() {
 solve();
return 0;
}
```

Ans. a) 12 b) 15
c) 17 d) 20

3. Which one is not a control structure ?

Ans. a) While b) If..else
c) #define d) Case

4. Which of the following is the basic functions of a timer ?

Ans. a) Control the compare, capture mode
b) Act as a counter
c) Provide a time delay
d) All of these

5. How power supply is done to Raspberry Pi ?

Ans. a) USB connection b) Internal battery
c) Charger d) Adapter

6. How many times does the setup() function run on every startup of the Arduino System ?

Ans. a) 4 b) 5
c) 2 d) 1

7. How are multiline comments denoted in Embedded C ?

Ans. a) ## b) /* */
c) %% d) //

8. How are comments denoted in Embedded C ?

Ans. a) # b) %
c) ; d) //

9. What is the objective of the code given below if it is executed on the Arduino Uno ?

```
#include<EEPROM.h>
int pin=13;
void setup() {
pinMode(pin,OUTPUT);
Serial.begin(9600);
}
void loop() {
for(int i=0; i<EEPROM.length(); i++) {
EEPROM.write(i, 1);
}
digitalWrite(pin,HIGH);
exit(0);
}
```

Ans. a) Clear EEPROM
b) Fill EEPROM with 1's
c) Export EEPROM data
d) Fill EEPROM with 0's

Zed-King

10. The Atmega 168 is an ___bit chip.

Ans. a) 32 b) 64
c) 8 d) 16

11. The advantages of using functions is.

Ans.
a) Partition larger task into smaller tasks
b) Code reusability
c) Manage complexity
d) All of these

12. What language is the Arduino IDE built on ?

Ans. a) Java b) HTML
c) C/C++ d) Python

13. What are the functions preprocessor directive in Embedded C programming ?

Ans.
a) Tell compiler where to find symbols that are not present in program
b) Give compiler instructions to compile the program
c) Define variables
d) Define functions

14. How many analog pins are used in Arduino Mega board ?

Ans. a) 12 b) 16
c) 8 d) 14

15. What is the effect of performing AND operation of R with 0xFE ?

Ans. a) Setting a selected bit of R
b) Clearing a selected bit of R
c) Complement selected bit of R
d) None of these

16. What will be the output of the following Arduino code ?

```
void main() {
int k = 0;
double d = 10.21;
printf("%lu", sizeof(k + d));
}
void loop() {}
```

Ans. a) 10.21 b) 8
c) null d) 23

17. Predict the output of the following code if the object is moving towards the sensor.

```
int op = 6;
int isBarrier = HIGH;
void setup() {
pinMode(op, INPUT);
Serial.begin(9600);
}
void loop() {
isBarrier = digitalRead(op);
if (isBarrier == LOW) {
Serial.println("1+");
}
else { Serial.print("clear+");
}
delay(100);
}
```

Ans. a) clear+clear+1+1
b) m1+1+clear+1
c) 1+1+clear+clear
d) clear+clear+clear+clear

18. What is the outcome of the following Arduino code ?

```
void setup() {
Serial.begin(9600);
}
void setup() {
Serial.write(20);
}
```

Ans.
a) Send a signal to pin 20 on the Arduino board

Zed-King

b) Send a octal number of 20 through the Serial pins
c) Send a byte with value 20 through the Serial pins
d) Send a hexadecimal number of 20 through the Serial pins

19. Embedded C is:
Ans. a) A subset of traditional C
b) An extension of traditional C
c) A superset of traditional C
d) Same as traditional C

20. Which of the following is the property of embedded C language?
Ans. a) Hardware independent
b) Used for web applications
c) Used with limited resources
d) Used for native development

21. Which rule is used to decide the direction of rotation of DC motor?
Ans. a) Coulomb's Law
b) Lenz's Law
c) Fleming's Right-hand Rule
d) Fleming's Left-hand Rule

22. What are Arduino Codes are referred to?
Ans. a) sketches b) drawings
c) links d) notes

23. Which of the following method is better for task swapping in the embedded systems?
Ans. a) time slice
b) RMS
c) cooperative multitasking
d) pre-emptive

24. Which of the following is used to upload the Arduino Sketches to the board?
Ans. a) avrgcc b) g++
c) python d) avrdude

25. What type of signal does the analogWrite() function output ?
Ans. a) Pulse Code Modulated Signal
b) Frequency Modulated Signal
c) Pulse Width Modulated Signal
d) Pulse Amplitude Modulated Signal

26. What is the correct execution process of an Arduino code ?
Ans. a) Preprocessor->Editor->Compiler
b) Editor->Preprocessor->Compiler
c) Compiler->Preprocessor->Editor
d) Editor->Compiler->Preprocessor

27. How can you throw an error with preprocessor directives to Arduino Compiler, forcing to stop compilation?
Ans. a) #warning b) #stop
c) #cut d) #error

28. A set of homogenous data stored in consecutive memory locations is called:
Ans. a) List b) Structure
c) Array d) Union

29. What is the use of the Interrupt Service Routine in an Arduino?
Ans. a) To boot up the Arduino
b) To exit any code that is running
c) To automate functions
d) To make more memory

30. What will be the out put of the following code ?

```
#include <stdio.h>
void solve() {
char ch[5] = "abcde";
int ans = 0;
for(int i = 0; i< 5; i++) {
```

Zed-King

```
 ans += (ch[i] - 'a');
}
printf("%d", ans);
}
int main() {
solve();
return 0;
}
```

Ans. a) 5 b) 20
c) 40 d) 10

31. What does p prefer to in ATmega328p.

Ans. a) Production
b) Pico-Power
c) Power-Pico
d) Programmable on chip

32. What is the microcontroller used in Arduino UNO?

Ans. a) ATmega328p b) ATmega2560
c) ATmega32114 d) AT91SAM3x8E

33. One of the most popular Arduino boards is.

Ans. a) Arduino Duemileanove
b) Arduino Diecimila
c) Arduino NG Rev-C
d) Arduino Uno

34. What is the Optiboot bootloader in the Arduino IDE.

Ans. a) Default bootloader
b) ATmega328p
c) Both (a) and (b)
d) Take 1024 bytes for initiating

35. In a function, an array is passed by:

Ans. a) Address relocation
b) Call by value
c) Function arguments
d) Call by reference

36. Ardino shields are also called as.

Ans. a) Add on modules
b) extra peripherals
c) connectivity modules
d) another arduinos

37.___board allows sewn into clothing.

Ans. a) UNO b) Red Board
c) Lilypad d) Mega

38. Arduino provide _____Environment. / Code Writing and uploading into the board is done using:

Ans. a) User Friendly b) IDE
c) Both d) None

39.A program written with the IDE for Arduino is called

Ans. a) IDE Source b) Sketch
c) Cryptography d) Source code

40. What is the default bootloader of the Arduino UNO?

Ans. a) Optiboot bootloader
b) AIR-boot
c) Bare Box
d) GAG

41. The keyword 'PROGMEM is a variable modifier of PROGMEM utility. Which header file contains it?

Ans. a) avr/pspace.h b) avr/pgmspace.h
c) avr/pmspace.h d) avr/progmem.h

42. What are three R's in SQ3R reading comprehension method?

Ans. a) Read Recite, and Review
b) Read Remember, and Review
c) Read. Recite, and Recall
d) Read Recite, and Retain

43. What is true about Arduino codes?

Zed-King

Ans. a) setup() is a startup function
b) loop() is executed repeatedly
c) Also known as sketches
d) All of these

44. LDR is a _____sensor.
Ans. a) Monitors Motion
b) Monitors Light intensity
c) Monitors Air pressure
d) Monitors heart beat

45. Choose the correct option for the ternary operator in embedded C:
Ans. a) Based on ternary condition
b) condition ? Expression1 Expression2
c) condition Expression 1 <Expression2
d) Similar to execution of a Loop

46. Which programming language is used by Arduino IDE, IoT software for writing codes?
Ans. a) Python b)Java
c) C/C++ d)Javascript

47. How many times does the loop()function run on every startup of the Arduino system?
Ans.
a) 1
b) Depends upon the setup() function
c) Infinitely till the power is supplied to the Arduino
d)3

48. How to make the loop function run only once but the code inside run infinitely?
Ans.
a) Create a recursive function call statement.
b) forever or Create a nested infinite loop within the loop() function
c) Call the setup() function from the loop() function
d) Call the loop() function from the setup function.

50. Which software or a programming language used for controlling the Arduino?
Ans. a) Assembly Language
b) C languages
c) JAVA
d) Any languages

51. How to make the loop function run only once but the code inside run infinitely?
Ans.
a) Create a recursive function call statement.
b) forever or Create a nested infinite loop within the loop() function
c) Call the setup() function from the loop() function
d) Call the loop() function from the setup function.

52. Which software or a programming language used for controlling the Arduino?
Ans. a) Assembly Language
b)C languages
c) JAVA
d)Any languages

53. A constant variable can be declared as?
Ans. a) Only in variable declaration area
b) After main-main()
c) const number int
d) #define number 35

54. A function is a series of programming statements that can be called by name. Which command is called once when the program starts: Or
Which Function called once in Arduino

Zed-King

program Or
___is a function which starts after power-up or reset

Ans. a) loop() b) output
c) setup() d) None of these

55. How can we initialize the array?

Ans. a) Initializing
b) Assigning array
c) Factoring and array
d) Populating an array

56. Which of the following is not related to Arduino IDE IoT software?

Ans. a) Serial Monitor b) Verify
c) Upload d) Terminate

57. The statements that are TRUE about 'Arduino.h' header file are?

Ans.
a) Avrdude software uploads the hex file.
b) Gives access to all of Ardunio's core functionality
c) #include <Arduino.h>
d) All of these

58. Which of the following function contains the instructions that get repeated over and over until the board is turned off.
Or
The function which repeatedly executes in the main program.

Ans. a) void setup() b) void loop()
c) void main() d) None of these

59. Which of the following operators have the highest precedence?

Ans. a) ==and!= b) Logical
c) Relational d) Arithmetic

60. Every Arduino sketch has two main parts of the program, or The default method(s) in Arduino program is/are
Or Arduino IDE consists of 2 functions. What are they?

Ans. a) void setup(), void loop()
b) void setup(), void main()
c) void main(), void loop()
d) void setup(), vold event()

61. Arduino is an.

Ans.
a) Open source programmable ciroz board.
b) Proprietary programmable circuit board
c) Open source non-programmable board.
d) None of the Above

62. What is the use of the Arduino.h header file?

Ans.
a) It enables the programmer to acces of Arduino's core functionality
b) It doesn't have any use and can omitted at any point of time in code.
c) It gives root access microcontroller's to the file system.
d) It allows other people to create libraries for the Arduino code.

63. Which macro confirms "hello friend " will be stored in the Flash memory?

Ans. a) Serial Print (F("Hello Friend"));
b) Serial Print (A ("Hello Friend"));
c) Serial Print (C Hello Friend"));
d) Serial Print (N ("Hello Friend"));

64. What is the difference between an IDE and a compiler?

Ans.
a) The compiler executes the code while the IDE gives a graphical environment for writing the code.
b) The compiler links the code to the respective files and the IDE takes it from there
c) The compiler and the IDE are the same

Zed-King

thing
d) The IDE executes the code while the compiler gives a graphical environment for writing the code.

65. Which of the following is true about Arduino IoT devices?
Ans.
a) They are open-source software
b) They can only read analog inputs
c) They have their own operating systems
d) They don't have pre-programmed firmware

66. Choose the correct option for indexing of the given code:
```
int main()
{
int xyz[8];
return 0;
}
```
Ans. a) 0,7
b) 0,8
c) -1,7
d) 1,7

67. Which of the following statement true about a sketch?
Ans.
a) It is a name that Arduino uses for a program-
b) Its the unit of code that is uploaded to and run on an Arduino board
c) Both (A) and (B)
d) None of these

68. The Setup() defines.
Ans.
a) Pin functionality using the pinMode function.
b) Initial state of pins
c) Initalize classes and variables
d) All of the above

69. Choose the correct option to access the 4th element of the array:
```
int z[30];
int*pz;
pz=z;
```
Ans. a)*(z+3)
b).z[3]
c) pz[3]
d)*(*pz+3)

70. What is the bootloader in the Arduino IDE?
Ans a) a piece of code
b) initiates the sketch
c) stored in the memory space
d) All of these

71. A LED interfacing with Arduino as shown Implies:
Ans. a) LED off and on.
b) LED off and on by varying VCC
c) Can introduce delay for better o/p
d) All of these

72. What is the use of PWM signals in IoT development boards?
Ans.
a) They are used by sensors to have analog input.
b) They are used by sensors to have digital input.
c) They are used by actuators to have analog input.
d) They are used by actuators to have digital input.

73. What will be the output of the following Arduino code?
```
#define X 10;
void setup()
```

Zed-King

```
{ X=0;
Serial.begin(9600); Serial.print(X);
}
void loop()
{
//Do nothing.....
}
```

Ans. a) 0xAB b) 0xAB
c) 0 d) Error

74. Where does the Arduino IDE search needs to find out the Name of the Arduino Board?

Ans. a) Arduino.h b) boards.txt
c) build.txt d) build.core

75. What is the output of "pin1" if "pin2" is se "1011" where 1 is 5V and 0 is 0V?

```
int pin1=12;
int pin2=11;
void setup() {
pinMode(pin1, OUTPUT);
pinMode(pin2, INPUT);
Serial.begin(9600); }
Void loop() {
if(digitalRead(pin2)==1){
digitalWrite(pin1,LOW); }
else if(digitalRead(pin2)==0)
{
digitalWrite(pin1,HIGH);
}
}
```

Ans. a) 1110 b) 0100
c) 1111 d) 1011

76. What is the purpose of the following Arduin code?

```
void setup() {
Serial.begin(9600);
}
void setup()
{ Serial.Write(40);
}
```

Ans.
a) Send a signal to pin 40 on the Arduino board.
b) Send a octal number of 40 through the Serial pins
c) Send a byte with value 40 through Serial pins
d) Send a hexadecimal number of 40 through Serial pins







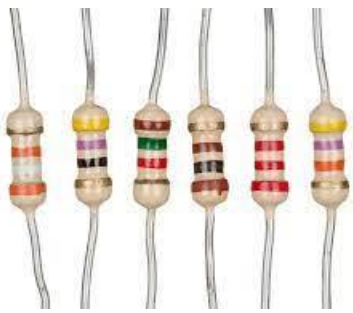

Zed-King