Zed-King

GROUP OF INSTITUTIONS

ISO 9001 : 2015 Certified

M2 R5.1 PRACTICAL EXAMINATION

PR-2 (13 FEBRUARY 2026)





EXAMS MEASURE EFFORT AS MUCH AS KNOWLEDGE.

ZED-KING INSTITUTE

MORNING-SHIFT (13 FEBRUARY 2026)

Question No. 1

Create a weather widget using JavaScript that shows a different image and message depending on user input (e.g., Sunny, Rainy, Cloudy).

SOLUTION:-

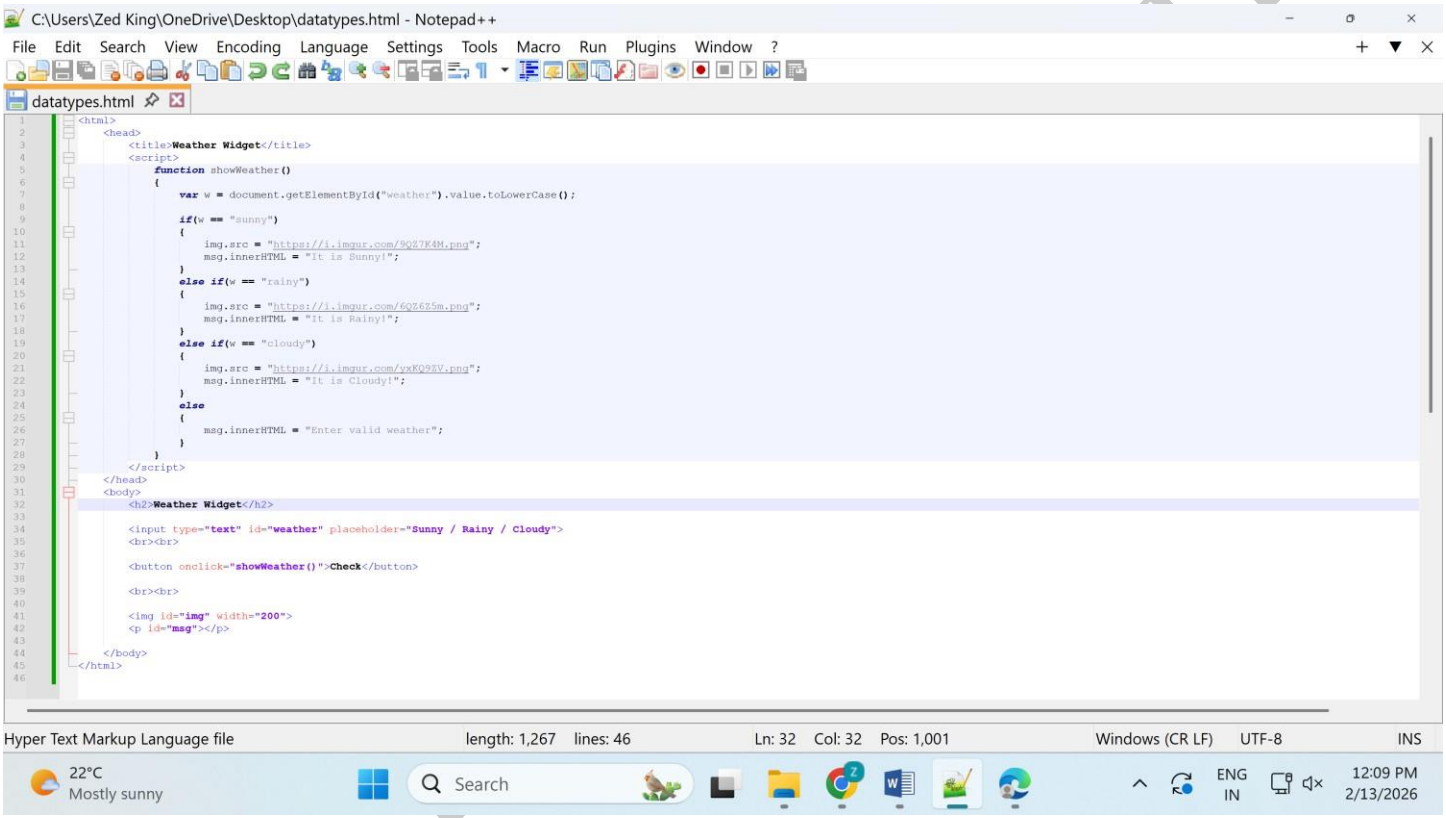

Question No. 2

Design a login page required for Online departmental store. Write a JavaScript to validate the fields of the login page.

SOLUTION:-

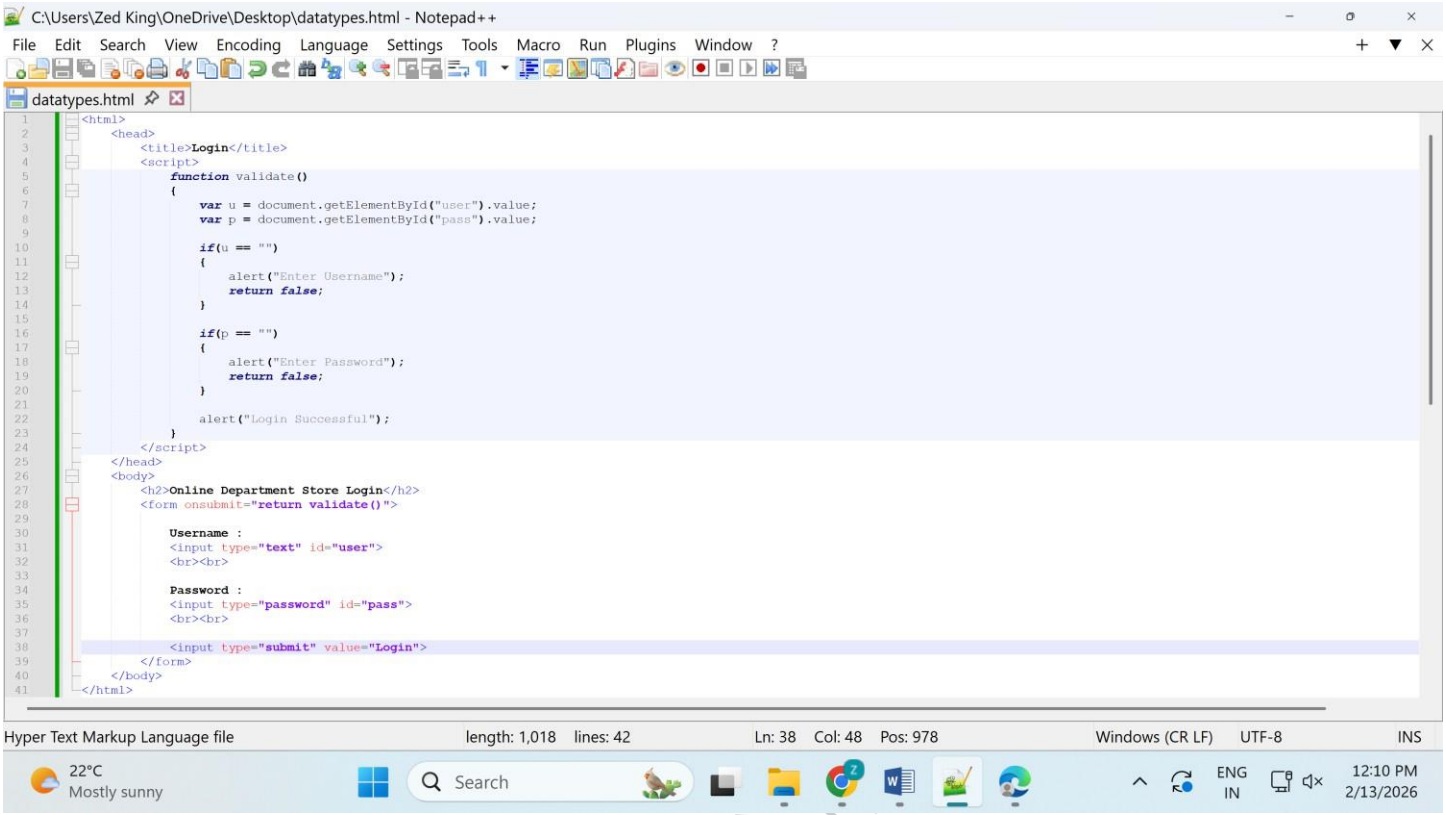

ZED-KING IN

Question No. 3

Create an HTML page with following specifications:

- **Title should be "about my favorite sport person".**
- **Place your favorite sports person's name at the top of the page in large text and purple color.**
- **Add names of the cities each in a different color, where the sport person achieves some milestones, style and typeface.**
- **One of the landmark, the city of birth of that sport person should be blinking.**
- **Add scrolling text with a message of your choice of that sport person.**

SOLUTION:-

C:\Users\Zed King\OneDrive\Desktop\datatypes.html - Notepad++

File Edit Search View Encoding Language Settings Tools Macro Run Plugins Window ?

datatypes.html

```
<html>
    <head>
        <title>about my favorite sport person</title>
    </head>
    <body>

        <h1 style="color:purple; text-align:center;">
            MS Dhoni
        </h1>

        <p style="color:red;">Ranchi (Birth City)</p>

        <blink>
            <p style="color:blue;">Ranchi</p>
        </blink>

        <p style="color:green;">Chennai</p>

        <p style="color:orange;">Mumbai</p>

        <marquee>
            MS Dhoni is my inspiration!
        </marquee>

    </body>
</html>
```

Hyper Text Markup Language file length: 537 lines: 27 Ln: 24 Col: 9 Pos: 514 Windows (CR LF) UTF-8 INS

22°C Mostly sunny Search ENG IN 12:11 PM 2/13/2026

ZED-KING

Question No. 4

Develop and demonstrate a HTML file that includes JavaScript for the following problems:

Input: A number *n* obtained using prompt
Output: The first *n* Fibonacci numbers

SOLUTION:-

C:\Users\zed king\Desktop\11.HTML - Notepad++

File Edit Search View Encoding Language Settings Tools Macro Run Plugins Window ?

123.html | 11.HTML

```
<!DOCTYPE html>
<html>
<head>
    <title>Fibonacci Series</title>
</head>
<body>

    <h2>First N Fibonacci Numbers</h2>

    <script>
        // Take input from user
        let n = parseInt(prompt("Enter a number:"));

        let a = 0;
        let b = 1;
        let c;

        document.write("First " + n + " Fibonacci Numbers:<br><br>");

        for (let i = 1; i <= n; i++) {
            document.write(a + " ");

            c = a + b;
            a = b;
            b = c;
        }
    </script>

</body>
</html>
```

Hyper Text Markup Language file | length: 553 lines: 30 | Ln: 30 Col: 8 Pos: 554 | Windows (CR LF) UTF-8 | INS

Type here to search | 36°C | ENG IN | 2:13 PM 7/14/2026

Question No. 5

When the user selects a country, its capital should be printed next in the list. Add CSS to customize the properties of the font of the capital (color, bold and font size).

SOLUTION:-

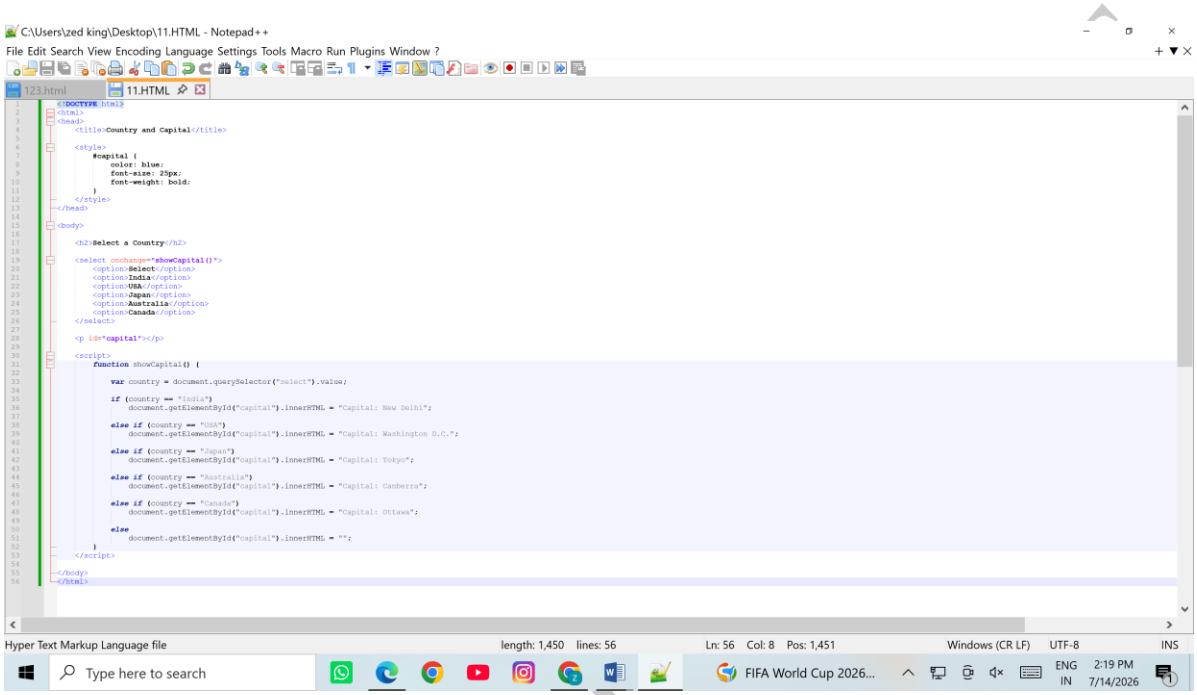

ZED-KING